



SPEEDSHIP

*Select SKUs
Shipped within 48-Hours*







SpeedShip provides leading delivery service to match today's fast-paced construction environment. Products identified as **SpeedShip** are in-stock and ready to ship within 48 hours or less.

Matching Great Solutions with Great Service

PROGRAM DETAILS

- **NO SURCHARGE**

- **FREIGHT TERMS:**

All shipments are F.O.B. Seller's (Northbrook, IL). Full freight is allowed on orders shipped within the continental U.S. totaling \$3,000.00 or more.

- **DOMESTIC ORDERS ONLY**

- **TERMS & CONDITIONS**

- **SpeedShip** items are limited to SKUs within the program
- Maximum order quantity of 100 units per SKU
- Consult factory for orders over 100 units
- Products on mixed PO will ship within the longest lead time SKU on order
- Order typos, errors or credit holds will disqualify a PO from **SpeedShip** program lead times
- Normal Shipping Terms & Conditions apply
- Standard Terms of Sale apply to all orders

LD 4-Inch Non-IC Flat Frame Downlight



cULus
Listed



cETLus
Listed



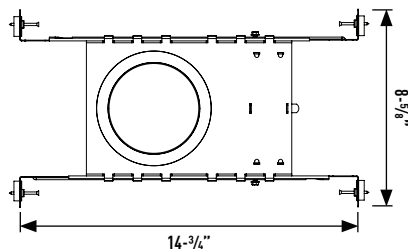
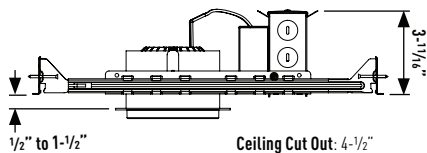
Wet
Location



Five Year
Warranty

Built for simplicity, the LD downlight delivers up to 1500 lumens with 2-Step MacAdam binning for excellent color consistency. The New Construction, Non-IC, Flat Frame fits within less than 4-inches of plenum space, and allows for in-field adjustments on ceilings up to 1-1/2- inches thick. Trims offer wide, comfortable illumination with 90 CRI plus an ultra-thin flange.

- Non-IC New Construction Housing; requires minimum 3-inch clearance around Housing from insulation material
- Die-Cast Aluminum Heat Sink and Quick-Connect Light Engine with High Optical Transparency Diffusion Lens
- Includes adjustable Bar Hangers (14"-24") for wood joist or T-bar ceiling installations
- **Ceiling Opening:** 4-1/2-inches
Max. Ceiling Thickness: 1-1/2-inches
- Complies with IEEE C62.41 for surge endurance up to 2.5KV
- Additional surge protection recommended
- Damage from power surge is not covered by warranty
- Trim Assembly is ETL listed to US and Canadian standards for Wet Locations; Housing is UL Listed for Damp Locations



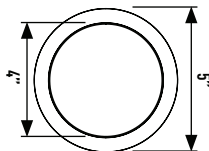
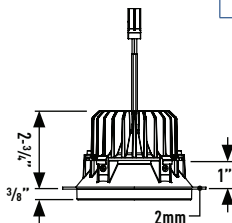
LD4NC Non-IC New Construction Housing

PART NUMBER	WATTAGE/LM	ELECTRICAL	DIMMING
LD4NCL1D101D	12W/1000Lm	120V	0-10V Down to 1%
LD4NCL2D101D	16W/1500Lm	120V	0-10V Down to 1%



LD Downlight Trim

PART NUMBER	COLOR TEMP	CRI	FINISH	MOUNTING
LD4DR309W-SF	3000K	90	White	Self-Flanged
LD4DR359W-SF	3500K	90	White	Self-Flanged



SS4/SS6 4-Inch/6-Inch Round Downlight

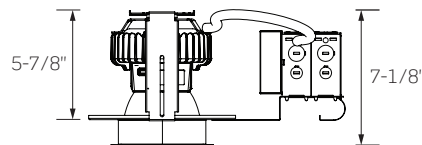
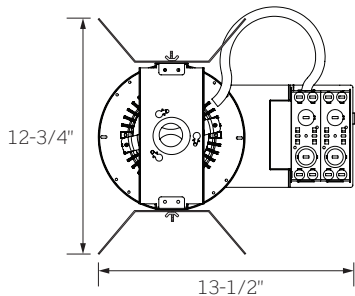


Balancing energy efficiency with uniform illumination, the SS Series offers clean, wide distribution lighting in a cost-effective package. Featuring tight CCT binning and standard 0-10V dimming down to 1%, the SS Series delivers versatile solutions for everyday commercial applications.

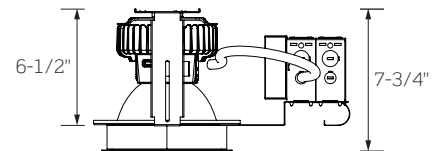
- Non-IC New Construction Housing; requires minimum 3-inch clearance around Housing from insulation material
- Heavy duty galvanized steel frame with a large access junction box
- Light Engine and Driver are accessible from above or below the ceiling
- Bar hangers must be ordered separately: C-channel is recommended for T-bar ceilings
- Specification grade reflector with 1.2mm thickness
- Architectural, discrete, polished self flange is standard
- Controlled light distribution at a 55° cut off
- ETL Listed to US and Canadian standards for Damp Locations

Non-IC New Construction Housings

PART NUMBER	SIZE	WATTAGE/LM	CCT	CRI	ELECTRICAL	DIMMING
SS4G4DRL2308	4-Inch	13W/1500Lm	3000K	80	Universal 120-277V	0-10V Down to 1%
SS4G4DRL3358	4-Inch	17W/2000Lm	3500K	80	Universal 120-277V	0-10V Down to 1%
SS6G4DRL2358	6-Inch	13W/1500Lm	3500K	80	Universal 120-277V	0-10V Down to 1%
SS6G4DRL3358	6-Inch	17W/2000Lm	3500K	80	Universal 120-277V	0-10V Down to 1%

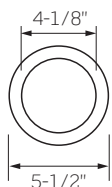


SS4
Ceiling Opening: 4-3/4-inches
Max. Ceiling Thickness: 1-1/4-inches

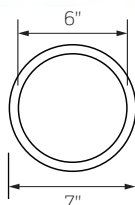


SS6
Ceiling Opening: 6-1/2-inches
Max. Ceiling Thickness: 1-1/4-inches

Trims



4-Inch Trim



6-Inch Trim

Bar Hangers

PART NUMBER	DESCRIPTION
I100	C-Channel Bar (Pair)
I200	Flat Bar (Pair)
I400	Architectural Bar (Pair)

Intense Lighting
725 Landwehr Road
Northbrook, IL 60062

T. 714.630.9877

www.intenselighting.com

A Leviton Company
www.leviton.com

Printed in the U.S.A
© Copyright 2025. All Rights Reserved.

Intense Lighting, LLC reserves the right to discontinue products or change the technical specifications of its products at any time without notice. Select products in this catalog have patent protection or patents pending.

INT0625-QS