

LC22

Fundamentals 2' x 2' Recessed LED with Intellect Technology

ELECTRICAL DATA

LED Light Engine	Nominal Delivered Lumens *	System Wattage **
L1	3800lm @ 3500K / 80 CRI	34 Watts

* Delivered lumen output will vary depending on CCT selection.

** System Wattage include driver and LED Module consumption.

FEATURES

- Exceptional efficacy over 110 lumens per watt
- Soft, uniform illumination without pixilation
- High quality, durable construction
- Modern look and high quality architectural finish
- Easy installation and maintenance with easy access to LED's
- Designed to last a minimum 50,000 hours at L85
- 80 CRI in 3500K; consult factory for additional CCT / CRI values and lead times
- DLC Listed

ELECTRICAL

- Universal 120-277V 50/60Hz
- Dimming to 10%
- Power Factor >0.9

HOUSING

- Cold rolled steel
- High reflectance white powder coat

OPTICAL SYSTEM

High reflectance white powder coat reflector and high transmission diffuser lens provides soft, uniform indirect and direct light for even distribution. High transmission diffuser reduces glare and provides even illumination without pixilation. Diffuser is easily removed for access to the LEDs.

MOUNTING

Easily installs from below into a 2' x 2' T-bar ceiling with integrated T-Bar clips.

INTELLIGENT FIXTURE CONTROL SYSTEM

- Intellect embedded LC22
- Intellect-embedded fixtures integrate wireless dimming, occupancy/vacancy sensing, multi-zone daylight harvesting, manual control, and scene control.
- Enables wireless communication via a robust mesh network
- Factory equipped by the fixture manufacturer
- Out of box operation includes basic dimming, occupancy sensing, and daylight harvesting
- [Intellect™ Keypad Room Controller](#)
Coordinates all Intellect devices in the space and provides dimming, switching, and scene control
- [Intellect™ Power Control Module](#)
- [Intellect™ Sensor Control Module](#)
- Leviton Bluetooth-enabled Intellect App
- The only setup tool needed—configures the system and Keypad Room Controller
- Wirelessly communicates with the Keypad Room Controller via Bluetooth technology
- Listed on the DesignLights Consortium (DLC) Qualified Product List (QPL) for Networked Lighting Control systems
- Only hot and neutral power required at all devices, no need for control wires
- 12' Ceiling Height Maximum
- Keypad Room Controller must be specified separately
- Visit [Leviton.com](#) for more information

EMERGENCY BACKUP

Integral test switch included. External battery operates LED load of up to 7W at a minimum of 775 lumens for 90 minutes. Servicing requires access above ceiling.


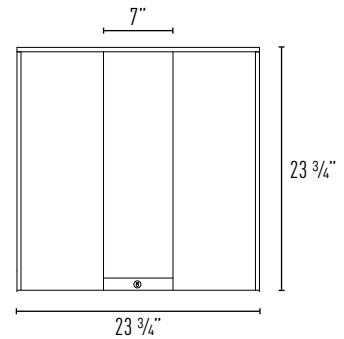
LISTING / WARRANTY

- ETL Listed to US and Canadian standards for damp locations
- 5-Year Intense LED Limited Warranty
- DLC Listed



Intellect™
embedded

fundamentals™



Sensor Control Module



Part Number (Example: LC22L1835W-IE)

Luminaire	Wattage	CCT / CRI¹	Finish	Controls	Option
LC22	L1 (34 Watts)	835 (3500K / 80 CRI)	W (White)	-IE (Intellect embedded occupancy and photocell dimming with wireless communication)	EM7T (7W Emergency Unit w/Integral Test Switch IOTA part #ILB-CP07)

Accessories

ZLDNK-01W	(Decora 1-Button multi-function BLE keypad with room controller, 120-277VAC, 50/60Hz, White)
ZLDNK-02W	(Decora 2-Button multi-function BLE keypad with room controller, 120-277VAC, 50/60Hz, White)
ZLDNK-04W	(Decora 4-Button multi-function BLE keypad with room controller, 120-277VAC, 50/60Hz, White)
ZLDNK-08W	(Decora 8-Button multi-function BLE keypad with room controller, 120-277VAC, 50/60Hz, White)

Notes:

1. 2700K & 3000K are available by special order, consult factory

FUNDAMENTALS LJM-02139 P-1

INTENSE LIGHTING | 3340 E La Palma Ave, Anaheim, CA 92806 | tel 714 630-9877 | fax 714 630-9883

For Intense Lighting's limited product warranty, go to [www.intenselightning.com](#). For a printed copy of the warranty, you may call 800 961-5321.

© 2019 Intense Lighting, LLC. All rights reserved. Note: This document is subject to change without notice.

intense®
LIGHTING | a LEVITON®
company


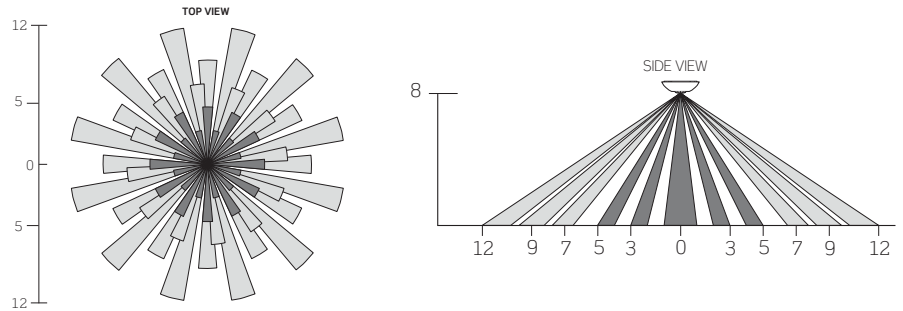
2' x 2' LED Recessed

JOB NAME		CATALOG NUMBER	
NOTES		TYPE	


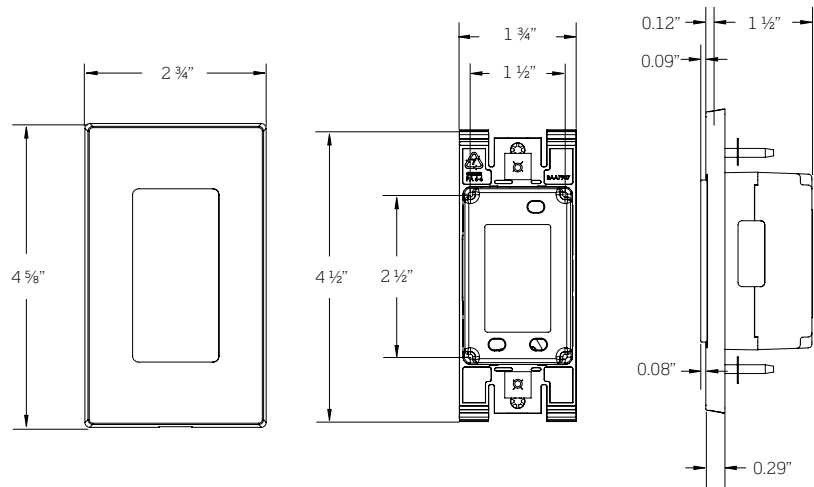
Intellect Embedded Light Fixture

Sensor Head Field-of-View

- Minor Motion
- Major Motion



Keypad Room Controller



Leviton Intellect App

Download Leviton Intellect App at www.leviton.com/apps

Configure, monitor and control the system via Android or iOS smart device for ladderless Commissioning™. The Intellect App simplifies configuring occupancy sensors and daylight harvesting zones to creating scenes and programming keypads

- Configuration
- Control
- Status Monitoring
- Room ON/OFF
- Group ON/OFF
- Scenes
- Any Fixture at Any Level
- Fade Times
- Preset Groups
- Toggle



For the latest technical specifications, visit www.leviton.com/intellect

2' x 2' LED Recessed

LC22L1835

Report #: 20180821-03

Luminaire Watts: 34.5W

Luminaire Lumens: 3827lm

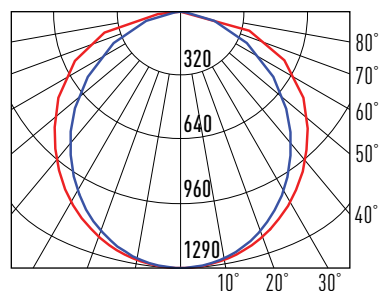
Lumens Per Watt: 111

Color Temperature: 3500K

Emergency Multiplier:

7W Emergency (x 0.20)

Polar Curve



Zonal Lumen Summary

Zone	Lumens	% of Fixture
0-30°	988	26%
0-40°	1615	42%
0-60°	2765	72%
0-90°	3827	100%

Candelapower Summary

Degree	0°	90°
0°	1280	1280
5°	1272	1270
15°	1226	1217
25°	1154	1110
35°	1043	966
45°	914	785
55°	769	593
65°	666	476
75°	395	194
85°	167	45
90°	5	5