

GD4AR / IRA400

4" Gravity LED Adjustable

JOB NAME		CATALOG NUMBER	
NOTES		TYPE	

ELECTRICAL DATA: (Data Based On 3000K/82CRI Configuration)

LED Light Engine	Nominal Delivered Lumen*	System Wattage**	Efficacy	LED Light Engine	Nominal Delivered Lumen*	System Wattage**	Efficacy
L1	1000lm	12W	83 lm/W	L6	3500lm	37W	95 lm/W
L2	1500lm	15W	100 lm/W	L7	4000lm	44W	91 lm/W
L3	2000lm	20W	100 lm/W	L8	4500lm	48W	94 lm/W
L4	2500lm	25W	100 lm/W	L9	5000lm	55W	91 lm/W
L5	3000lm	31W	97 lm/W				

*System Wattage include driver and LED Module consumption. / ** Delivered lumens will vary depending on CCT, CRI and optic selection

FEATURES

- Zero cut off up to 40° vertical adjustment ensures high delivered lumens through precise center beam optics
- Fixed collar accepts up to 1 1/2" ceiling via hanger bar notches

LED LIGHT ENGINE

- 82/92 CRI at 2700K, 3000K, 3500K & 4000K with 2 Step MacAdam (2 SDCM)
- Rated life of >50,000 hours L70 based on LED testing per LM-80-08 and projected values using IESNA TM21-11

DIMMING

- Phase Dimming 120V only, Forward 1% / Reverse 5%
- 0-10V Dimming 1%
- EldoLED 0-10V 0.1% or 1%
- Lutron® LDE1 Hi-Lume 1% EcoSystem LED driver with Soft-on, Fade-to-Black dimming technology
- DMX512 RDM 0.1%

OPTICS

- 14° Narrow Spot, 20° Spot, 30° Narrow Flood, 40° Flood and 50° Wide Flood
- Optics and filter media are field customizable

ELECTRICAL SYSTEM

- Dedicated voltage options of 120V, 277V or 347V. Must be specified in catalog code. Consult factory for 347V
- This product complies with IEEE C62.41 for surge endurance up to 2.5KV. Additional surge protection recommended. Damage from power surge is not covered by warranty.

FRAME CONSTRUCTION

Constructed from 16 and 18 gauge heavy duty powder coated cold rolled steel frame with a large access junction box. ETL listed for through wiring. LED light engine and driver are accessible from above or below ceiling. 40° vertical and 362° horizontal adjustment with locking.

REFLECTOR

Specification grade reflector with 1.5mm thickness. Reflector available in haze, white, clear or black finish. Consult factory for other colors. Architectural, discrete polished self flange standard. Optional painted white flange is available.

INSTALLATION

The luminaire is type Non-IC. Insulation must be kept at a minimum of 3" away from fixture. Accommodates ceiling thickness from 1/2" to 1 1/4". Universal mounting brackets included. Compatible with C-channel, flat bar, wood joist bar hanger and EMT. Bar hangers must be ordered separately. C-channel is recommended for T-bar ceilings. Max. ambient temperature: 95°F (35°C).

EMERGENCY BACKUP

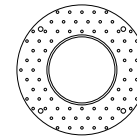
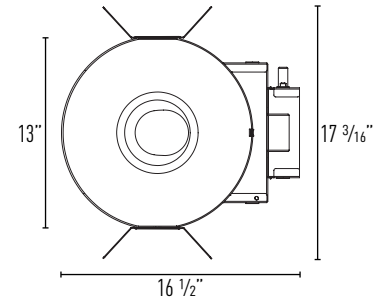
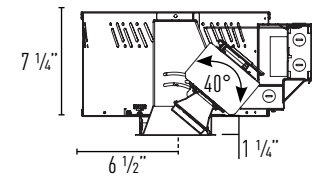
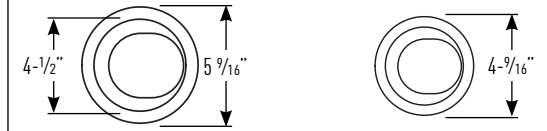
Remote test switch included. External battery operates LED load of up to 7W at a minimum of 500 lumens for 90 minutes (EM7), or 20W at a minimum of 1450 lumens for 90 minutes (EM20).

ACCESSORIES

Luminaire will accommodate (2) accessories, accessory holder required.

LISTING / WARRANTY

- ETL Listed to US and Canadian standards for damp locations
- 5-Year Intense LED Limited Warranty



Trimless Mud Ring:

Perforated collar for seamless and trimless mounting. Must be ordered separately and can only be used in conjunction with trimless trims.

Housing Part Number: (Example: GD4ARL230-D101-NSEM7)

Housing	Wattage	CCT / CRI	Dimming	Voltage	Optic	Options
GD4AR	L1 (12W)	27 (2700K / 82 CRI)	-DIM ¹ (Phase Dimming)	blank (120V)	-NS ⁴ (14° Narrow Spot)	EM7 (7W Emergency Backup IOTA part #ILB-CP07-A)
	L2 (15W)	279 (2700K / 92 CRI)	-D101 (0-10V Dimming 1%)	27 (277V)	-SP (20° Spot)	
	L3 (20W)	30 (3000K / 82 CRI)	-ED10V1 (eldoLED 0-10V 1%)	34 ⁶ (347V)	-NF (30° Narrow Flood)	EM20 ⁵ (20W Emergency Backup Bodine part #BSL20LV)
	L4 (25W)	309 (3000K / 92 CRI)	-ED10V01 (eldoLED 0-10V 0.1%)		-FL (40° Flood)	
	L5 (31W)	35 (3500K / 82 CRI)	-LUT ² (Lutron® LDE1 EcoSystem 1%)		-WF (50° Wide Flood)	
	L6 (37W)	359 (3500K / 92 CRI)	-DMXR ³ (DMX512 RDM 0.1%)			
	L7 (44W)	40 (4000K / 82 CRI)				
	L8 (48W)	409 (4000K / 92 CRI)				
	L9 (55W)					

Reflector Part Number: (Example: IRA400HZ-SF)

Reflector	Reflector Finish	Trim
IRA400	HZ (Haze)	-SF (Self Flanged)
	W (White)	-SFW (Self Flanged White)
	C (Clear)	blank ⁸ (Trimless, for use with mud ring only)
	B ^{6,7} (Black)	

Bar Hangers (Order Separately)

I100	(C-Channel Bar Hangers)
I200	(Flat Bar Hangers)
I400	(Wood Joist Bar Hangers)

Trimless Mud Ring (Order Separately)

GD4R-MR ⁸	(Round Trimless Mud Ring)
----------------------	---------------------------

Accessories

LH63	(Black Accessory Holder)
LH63W	(White Accessory Holder)
PFL2-63	(Linear Spread Lens)
PFL4-63	(Solite Soft Focus Lens)
PFLMB-63	(Black Hex Louver)

Notes:

- Available in 120V only
- Lutron® dimming not available in L9
- DMX512 RDM not available with L1 & L2
- 14° Optic not available in L8 & L9
- EM20 only available for L4 to L9
- Consult factory for lead times
- Self Flanged White (-SFW) not available with White or Black Reflector Finish
- Trimless options are for use with mud ring accessory only

GRAVITY LM-0410-24 P-1

INTENSE LIGHTING | 3340 E La Palma Ave, Anaheim, CA 92806 | tel 714 630-9877 | fax 714 630-9883

For Intense Lighting's limited product warranty, go to www.intenselighting.com. For a printed copy of the warranty, you may call 800 961-5321.

© 2024 Intense Lighting, LLC. All rights reserved. Note: This document is subject to change without notice.



JOB NAME		CATALOG NUMBER	
NOTES		TYPE	

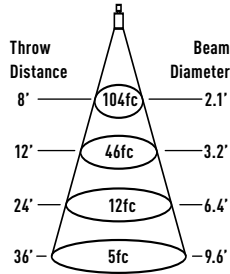
GD4ARL1 IRA400HZ

Report #: ILL20181221-2.001
ILL20181212-2.001
ILL20181212-5.001
ILL20181212-8.002
ILL20181212-11.001

CCT MULTIPLIERS:

	82 CRI	92 CRI
2700K	(x 0.95)	(x 0.79)
3000K	(x 1.00)	(x 0.82)
3500K	(x 1.02)	(x 0.85)
4000K	(x 1.03)	(x 0.88)

-NS (14° Narrow Spot)



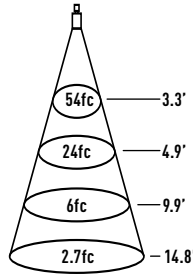
Footcandles at Nadir

Watts: 10 LPW: 83.4
Lumens: 834 CCT: 3000K

Luminance

Degree	CBCP
0°	6635
5°	4992
15°	770
25°	394
35°	40
45°	20

-SP (20° Spot)



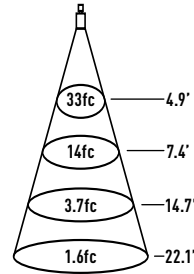
Footcandles at Nadir

Watts: 10 LPW: 88.4
Lumens: 884 CCT: 3000K

Luminance

Degree	CBCP
0°	3461
5°	3073
15°	1156
25°	454
35°	70
45°	30

-NF (30° Narrow Flood)



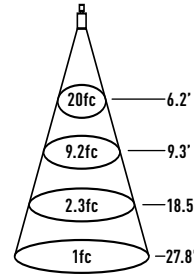
Footcandles at Nadir

Watts: 10 LPW: 87.9
Lumens: 879 CCT: 3000K

Luminance

Degree	CBCP
0°	2128
5°	1984
15°	1227
25°	552
35°	102
45°	33

-FL (40° Flood)



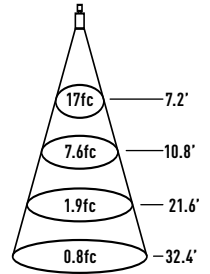
Footcandles at Nadir

Watts: 10 LPW: 78.4
Lumens: 784 CCT: 3000K

Luminance

Degree	CBCP
0°	1328
5°	1269
15°	923
25°	488
35°	172
45°	62

-WF (50° Wide Flood)



Footcandles at Nadir

Watts: 10 LPW: 78.9
Lumens: 789 CCT: 3000K

Luminance

Degree	CBCP
0°	1097
5°	1069
15°	869
25°	516
35°	201
45°	71

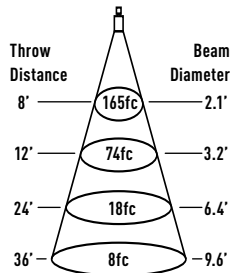
GD4ARL2 IRA400HZ

Report #: ILL20181221-2.002
ILL20181212-2.002
ILL20181212-5.002
ILL20181212-8.002
ILL20181212-11.002

CCT MULTIPLIERS:

	82 CRI	92 CRI
2700K	(x 0.95)	(x 0.79)
3000K	(x 1.00)	(x 0.82)
3500K	(x 1.02)	(x 0.85)
4000K	(x 1.03)	(x 0.88)

-NS (14° Narrow Spot)



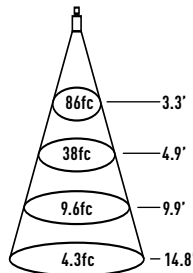
Footcandles at Nadir

Watts: 14 LPW: 95
Lumens: 1330 CCT: 3000K

Luminance

Degree	CBCP
0°	10579
5°	7960
15°	1228
25°	629
35°	63
45°	31

-SP (20° Spot)



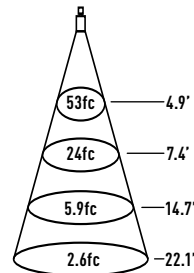
Footcandles at Nadir

Watts: 14 LPW: 100.7
Lumens: 1410 CCT: 3000K

Luminance

Degree	CBCP
0°	5518
5°	4901
15°	1843
25°	724
35°	111
45°	47

-NF (30° Narrow Flood)



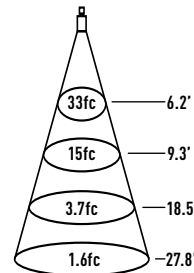
Footcandles at Nadir

Watts: 14 LPW: 100.7
Lumens: 1402 CCT: 3000K

Luminance

Degree	CBCP
0°	3394
5°	3163
15°	1956
25°	881
35°	163
45°	53

-FL (40° Flood)



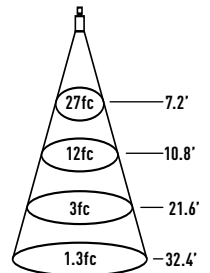
Footcandles at Nadir

Watts: 14 LPW: 89.3
Lumens: 1250 CCT: 3000K

Luminance

Degree	CBCP
0°	2117
5°	2024
15°	1472
25°	779
35°	274
45°	100

-WF (50° Wide Flood)



Footcandles at Nadir

Watts: 14 LPW: 89.8
Lumens: 1258 CCT: 3000K

Luminance

Degree	CBCP
0°	1749
5°	1705
15°	1386
25°	822
35°	320
45°	113

JOB NAME		CATALOG NUMBER	
NOTES		TYPE	

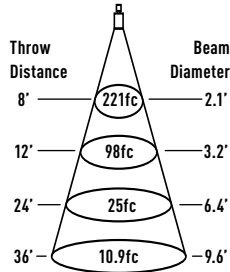
GD4ARL3 IRA400HZ

Report #: ILL20181221-2.003
ILL20181212-2.003
ILL20181212-5.003
ILL20181212-8.003
ILL20181212-11.003

CCT MULTIPLIERS:

	82 CRI	92 CRI
2700K	(x 0.95)	(x 0.79)
3000K	(x 1.00)	(x 0.82)
3500K	(x 1.02)	(x 0.85)
4000K	(x 1.03)	(x 0.88)

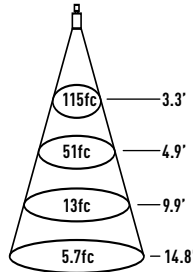
-NS (14° Narrow Spot)



Footcandles at Nadir
Watts: 19 LPW: 93.7
Lumens: 1780 CCT: 3000K

Luminance	
Degree	CBCP
0°	14166
5°	10658
15°	1644
25°	842
35°	85
45°	42

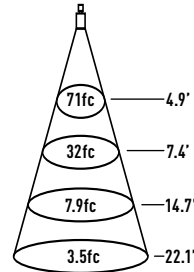
-SP (20° Spot)



Footcandles at Nadir
Watts: 19 LPW: 99.3
Lumens: 1888 CCT: 3000K

Luminance	
Degree	CBCP
0°	7389
5°	6562
15°	2468
25°	969
35°	149
45°	63

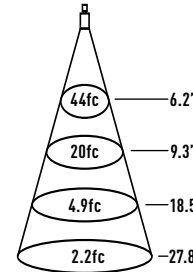
-NF (30° Narrow Flood)



Footcandles at Nadir
Watts: 19 LPW: 98.8
Lumens: 1877 CCT: 3000K

Luminance	
Degree	CBCP
0°	4545
5°	4236
15°	2619
25°	1179
35°	219
45°	71

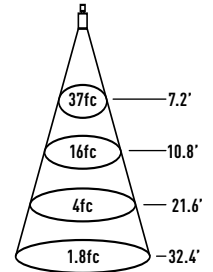
-FL (40° Flood)



Footcandles at Nadir
Watts: 19 LPW: 88.1
Lumens: 1673 CCT: 3000K

Luminance	
Degree	CBCP
0°	2835
5°	2710
15°	1970
25°	1042
35°	367
45°	133

-WF (50° Wide Flood)



Footcandles at Nadir
Watts: 19 LPW: 88.6
Lumens: 1684 CCT: 3000K

Luminance	
Degree	CBCP
0°	2341
5°	2282
15°	1855
25°	1101
35°	428
45°	151

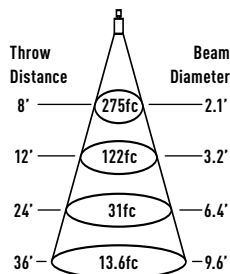
GD4ARL4 IRA400HZ

Report #: ILL20181221-2.004
ILL20181212-2.004
ILL20181212-5.004
ILL20181212-8.004
ILL20181213-11.004

CCT MULTIPLIERS:

	82 CRI	92 CRI
2700K	(x 0.95)	(x 0.79)
3000K	(x 1.00)	(x 0.82)
3500K	(x 1.02)	(x 0.85)
4000K	(x 1.03)	(x 0.88)

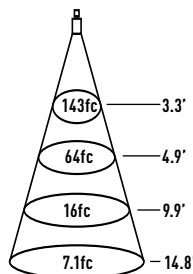
-NS (14° Narrow Spot)



Footcandles at Nadir
Watts: 24 LPW: 92
Lumens: 2208 CCT: 3000K

Luminance	
Degree	CBCP
0°	17573
5°	13221
15°	2039
25°	1044
35°	105
45°	52

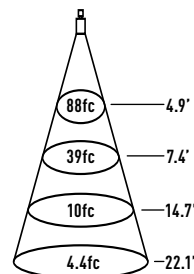
-SP (20° Spot)



Footcandles at Nadir
Watts: 24 LPW: 97.6
Lumens: 2342 CCT: 3000K

Luminance	
Degree	CBCP
0°	9166
5°	8140
15°	3062
25°	1202
35°	185
45°	78

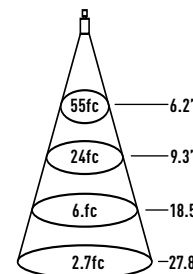
-NF (30° Narrow Flood)



Footcandles at Nadir
Watts: 24 LPW: 97
Lumens: 2328 CCT: 3000K

Luminance	
Degree	CBCP
0°	5638
5°	5255
15°	3249
25°	1463
35°	271
45°	88

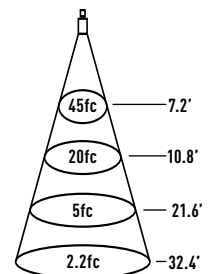
-FL (40° Flood)



Footcandles at Nadir
Watts: 24 LPW: 86.5
Lumens: 2076 CCT: 3000K

Luminance	
Degree	CBCP
0°	3517
5°	3362
15°	2444
25°	1293
35°	455
45°	165

-WF (50° Wide Flood)



Footcandles at Nadir
Watts: 24 LPW: 87
Lumens: 2089 CCT: 3000K

Luminance	
Degree	CBCP
0°	2905
5°	2831
15°	2302
25°	1365
35°	531
45°	187