

# GD4DR / IRD40Z

## 4" Gravity TunableWhite LED Lensed Downlight - Wet Location

<b>JOB NAME</b>		<b>CATALOG NUMBER</b>	
<b>NOTES</b>		<b>TYPE</b>	

### ELECTRICAL DATA

LED Light Engine	Nominal Delivered Lumen*	System Wattage**
TW1	1000lm @ 3500K / 92CRI	13W
TW2	1500lm @ 3500K / 92CRI	19W
TW3	2000lm @ 3500K / 92CRI	25W
TW4	2500lm @ 3500K / 92CRI	33W
TW5	3000lm @ 3500K / 92CRI	40W

\* Delivered lumen output will vary depending on CCT, CRI, optic and reflector finish | \*\* System Wattage includes driver and LED Module consumption.

### FEATURES

- Tuning range from 2700K-6500K at a minimum of 92 CRI
- 3 SDCM binning options for both warm white (2700K) and cool white (6500K)
- Adjustable collar height delivered lumens maintained in ceiling from 1/2" to 2-1/4" using patent pending design
- Future proof luminaire with easy module install via twist-to-lock mounting and driver access through raised junction box

### LED LIGHT ENGINE

- Wattage: 13W to 40W
- Rated life of >50,000 hours L70 based on LED testing per LM-80-08 and projected values using IESNA TM21-11

### DIMMING

- eldoLED Dual Drive 2CH 0-10V 0.1%
- Lutron T-Series 1% 2CH tunable white driver
- DMX512 RDM 8-bit 0.1%
- eldoLED Dual Drive DALI DT6 0.1%
- eldoLED Dual Drive DALI DT8 0.1%

### OPTICS

- 20° Spot, 30° Narrow Flood, 40° Flood and 50° Wide Flood
- Optics are field customizable

### ELECTRICAL SYSTEM

- 120V/277V Power factor >.9, 50/60Hz
- This product complies with IEEE C62.41 for surge endurance up to 2.5KV. Additional surge protection recommended. Damage from power surge is not covered by warranty.

### FRAME CONSTRUCTION

Constructed from 16 and 18 gauge heavy duty powder coated cold rolled steel frame with a large access junction box. ETL listed for through wiring. LED light engine and driver are accessible from above or below ceiling. Innovative collar is field selectable for ceiling thicknesses from 1/2" to 2-1/4" without reducing delivered lumens.

### REFLECTOR

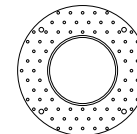
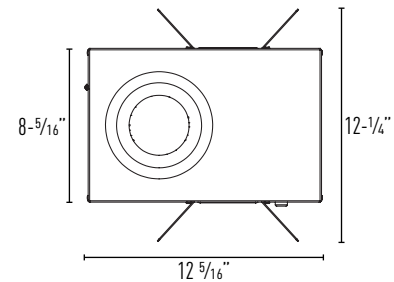
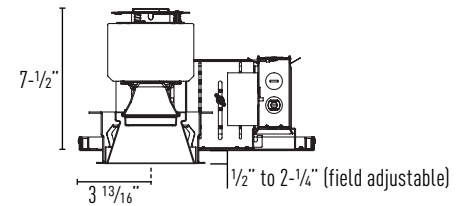
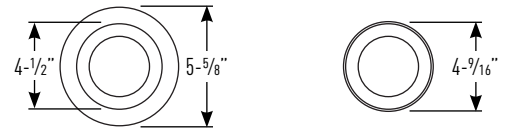
Specification grade reflector with 1.5mm thickness. Reflector available in haze, white, clear, black or wheat finish. Consult factory for other colors. Regressed lens available in two lens types; Clear Tempered or Solite. Architectural, discrete polished self flange standard. Optional painted white flange is available. Meets RP-1 requirements with controlled light distribution at a 55° cut off.

### INSTALLATION

The luminaire is type Non-IC. Insulation must be kept at a minimum of 3" away from fixture. Accommodates ceiling thickness from 1/2" to 2-1/4". Universal mounting brackets included. Compatible with C-channel, flat bar, wood joist bar hanger and EMT. Bar hangers must be ordered separately. C-channel is recommended for T-bar ceilings. Max. ambient temperature: 95°F (35°C).

### LISTING / WARRANTY

- ETL Listed to US and Canadian standards for wet locations
- 5-Year Intense LED Limited Warranty
- This product is covered by U.S. Pat. No. 10,274,148.



### Trimless Mud Ring:

Perforated collar for seamless and trimless mounting. Must be ordered separately and can only be used in conjunction with trimless trims.

Ceiling Cut Out: 5-1/4"  
Ceiling Thickness: 1/2" to 2-1/4"

Housing Part Number: (Example: GD4DRTW1-ED10V01-NF)

Housing	Wattage	CCT / CRI	Dimming	Voltage	Optic
GD4DR	TW1 (13W)	blank (TunableWhite)	-ED10V01 (eldoLED Dual Drive 2CH 0-10V 0.1%)	blank (120V)	-SP (20° Spot)
	TW2 (19W)	2700K-6500K / 92 CRI	-LUTT (Lutron® T Series 1%)	27 (277V)	-NF (30° Narrow Flood)
	TW3 (25W)		-DMXR (DMX512 RDM 0.1%)		-FL (40° Flood)
	TW4 (33W)		-DALI6 (eldoLED Dual Drive DALI DT6 0.1%)		-WF (50° Wide Flood)
	TW5 (40W)		-DALI8 (eldoLED Dual Drive DALI DT8 0.1%)		

Reflector Part Number: (Example: IRD40ZH-SF-CR)

Reflector	Reflector Finish	Trim	Lens Type
IRD40Z	HZ (Haze)	-SF (Self Flanged)	-CR (Clear Tempered)
	W (White)	-SF (Self Flanged White)	-SL (Solite)
	C (Clear)	blank <sup>1,2</sup> (Trimless, for use with mud ring only)	
	B <sup>1</sup> (Black)		
	WHT <sup>1</sup> (Wheat)		

### Bar Hangers

I100	(C-Channel Bar Hangers)
I200	(Flat Bar Hangers)
I400	(Wood Joist Bar Hangers)

### Replacement Optics

IP-OP63SP	(20° Spot Optic)
IP-OP63NF	(30° Narrow Flood Optic)
IP-OP63FL	(40° Flood Optic)
IP-OP63WF	(50° Wide Flood Optic)

### Trimless Mud Ring<sup>2</sup>

GD4R-MR <sup>2</sup>	(Round Trimless Mud Ring)
----------------------	---------------------------

### NOTES:

1. Consult factory for lead times
2. Trimless options are for use with mud ring accessory only

GRAVITY L/M8119.22 P-5

INTENSE LIGHTING | 3340 E La Palma Ave, Anaheim, CA 92806 | tel 714 630-9877 | fax 714 630-9883

For Intense Lighting's limited product warranty, go to [www.intenselighting.com](http://www.intenselighting.com). For a printed copy of the warranty, you may call 800 961-5321.

© 2022 Intense Lighting, LLC. All rights reserved. Note: This document is subject to change without notice.



# GD4DR / IRD402

4" Gravity TunableWhite LED Lensed Downlight - Wet Location

JOB NAME		CATALOG NUMBER	
NOTES		TYPE	

## ELECTRICAL DATA TABLE

Lumen Package	CCT	120V	277V
TW1	2700K	15W	18W
	3500K	13W	16W
	6500K	13W	16W
TW2	2700K	23W	25W
	3500K	19W	21W
	6500K	18W	21W
TW3	2700K	30W	32W
	3500K	25W	27W
	6500K	24W	26W
TW4	2700K	41W	42W
	3500K	33W	36W
	6500K	31W	33W
TW5	2700K	51W	51W
	3500K	40W	43W
	6500K	42W	41W

\*Notes: System Wattage includes driver and LED Module consumption

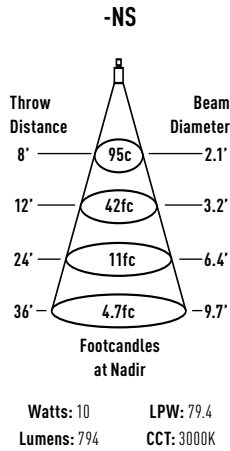
JOB NAME		CATALOG NUMBER	
NOTES		TYPE	

## GD4DRL1 IRD402HZ

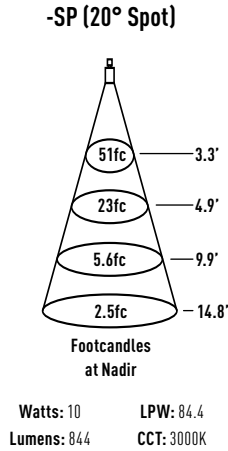
Report #: ILL20181221-5.001  
ILL20181213-2.001  
ILL20181213-5.001  
ILL20181213-8.001  
ILL20181213-11.001

### CCT MULTIPLIERS:

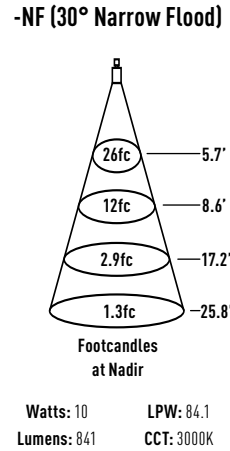
	<b>82 CRI</b>	<b>92 CRI</b>
2700K	(x 0.95)	(x 0.79)
3000K	(x 1.00)	(x 0.82)
3500K	(x 1.02)	(x 0.85)
4000K	(x 1.03)	(x 0.88)



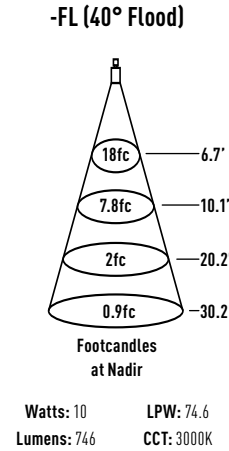
Luminance	
Degree	CBCP
0°	6053
5°	4582
15°	737
25°	384
35°	43
45°	21



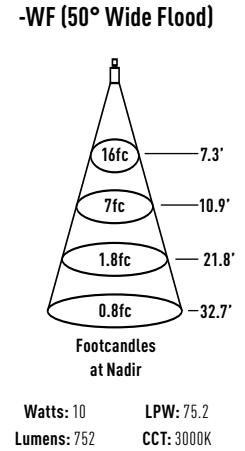
Luminance	
Degree	CBCP
0°	3233
5°	2871
15°	1090
25°	441
35°	72
45°	30



Luminance	
Degree	CBCP
0°	1677
5°	1569
15°	1065
25°	585
35°	137
45°	40



Luminance	
Degree	CBCP
0°	1128
5°	1087
15°	834
25°	476
35°	181
45°	67



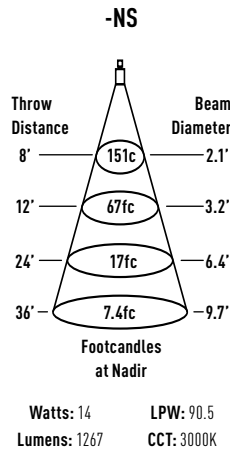
Luminance	
Degree	CBCP
0°	1022
5°	997
15°	813
25°	491
35°	196
45°	71

## GD4DRL2 IRD402HZ

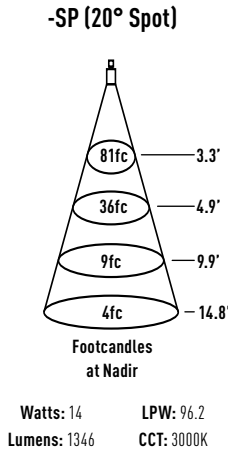
Report #: ILL20181221-5.002  
ILL20181213-2.002  
ILL20181213-5.002  
ILL20181213-8.002  
ILL20181213-11.002

### CCT MULTIPLIERS:

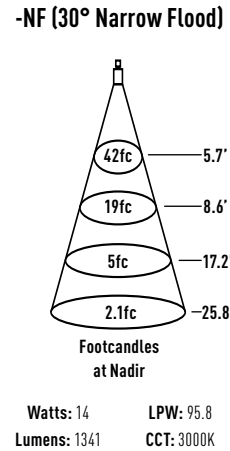
	<b>82 CRI</b>	<b>92 CRI</b>
2700K	(x 0.95)	(x 0.79)
3000K	(x 1.00)	(x 0.82)
3500K	(x 1.02)	(x 0.85)
4000K	(x 1.03)	(x 0.88)



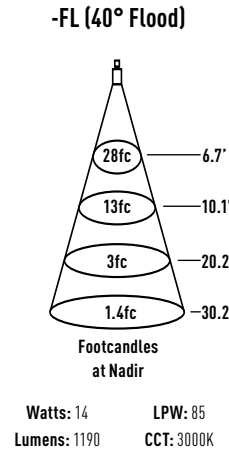
Luminance	
Degree	CBCP
0°	9652
5°	7307
15°	1175
25°	612
35°	69
45°	33



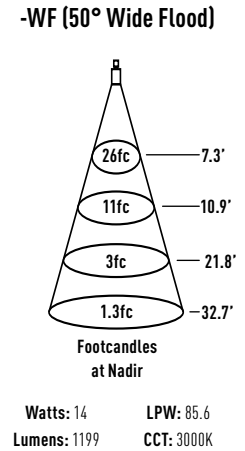
Luminance	
Degree	CBCP
0°	5156
5°	4578
15°	1738
25°	703
35°	115
45°	48



Luminance	
Degree	CBCP
0°	2674
5°	2502
15°	1698
25°	933
35°	218
45°	64



Luminance	
Degree	CBCP
0°	1798
5°	1734
15°	1330
25°	759
35°	289
45°	106t



Luminance	
Degree	CBCP
0°	1630
5°	1589
15°	1296
25°	782
35°	313
45°	113

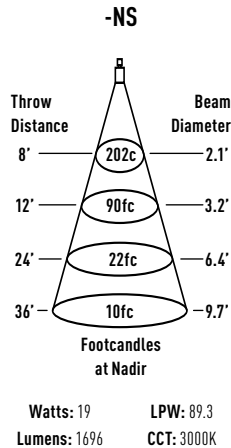
JOB NAME		CATALOG NUMBER	
NOTES		TYPE	

## GD4DRL3 IRD402HZ

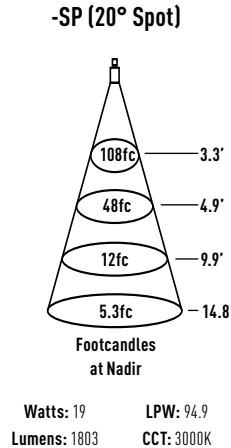
Report #: ILL20181221-5.003  
ILL20181213-2.003  
ILL20181213-5.003  
ILL20181213-8.003  
ILL20181213-11.003

### CCT MULTIPLIERS:

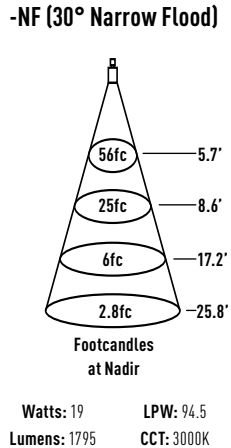
	82 CRI	92 CRI
2700K	(x 0.95)	(x 0.79)
3000K	(x 1.00)	(x 0.82)
3500K	(x 1.02)	(x 0.85)
4000K	(x 1.03)	(x 0.88)



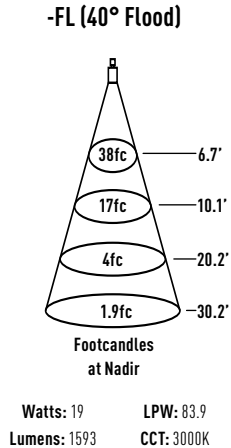
Luminance	
Degree	CBCP
0°	12924
5°	9783
15°	1573
25°	819
35°	92
45°	45



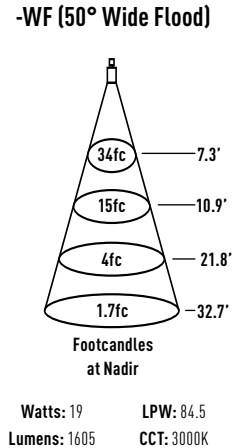
Luminance	
Degree	CBCP
0°	6904
5°	6130
15°	2327
25°	942
35°	154
45°	64



Luminance	
Degree	CBCP
0°	3581
5°	3349
15°	2274
25°	1250
35°	292
45°	85



Luminance	
Degree	CBCP
0°	2408
5°	2322
15°	1780
25°	1016
35°	387
45°	142



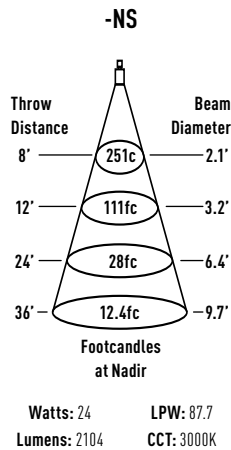
Luminance	
Degree	CBCP
0°	2183
5°	2128
15°	1736
25°	1048
35°	419
45°	152

## GD4DRL4 IRD402HZ

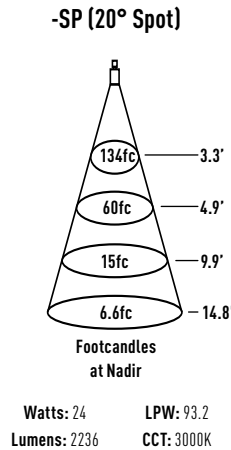
Report #: ILL20181221-5.004  
ILL20181213-2.004  
ILL20181213-5.004  
ILL20181213-8.004  
ILL20181213-11.004

### CCT MULTIPLIERS:

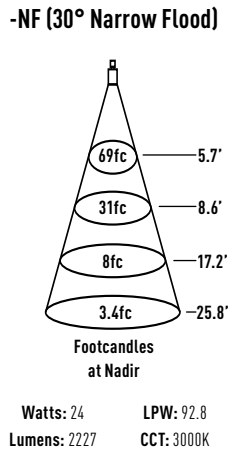
	82 CRI	92 CRI
2700K	(x 0.95)	(x 0.79)
3000K	(x 1.00)	(x 0.82)
3500K	(x 1.02)	(x 0.85)
4000K	(x 1.03)	(x 0.88)



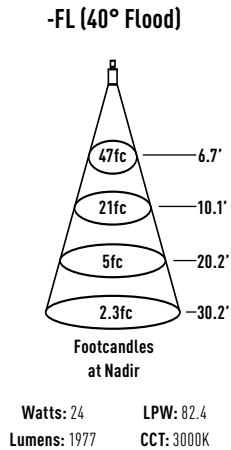
Luminance	
Degree	CBCP
0°	16033
5°	12136
15°	1951
25°	1016
35°	115
45°	55



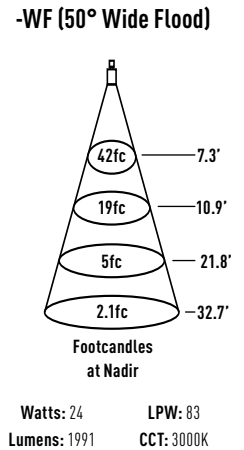
Luminance	
Degree	CBCP
0°	8564
5°	7604
15°	2887
25°	1168
35°	190
45°	79



Luminance	
Degree	CBCP
0°	4442
5°	4155
15°	2821
25°	1550
35°	362
45°	106



Luminance	
Degree	CBCP
0°	2987
5°	2880
15°	2209
25°	1260
35°	481
45°	177



Luminance	
Degree	CBCP
0°	2708
5°	2640
15°	2153
25°	1300
35°	519
45°	188