

SMARTrack System

Surface / Recessed 48V Track System

FEATURES

- 48V track system for intelligent track luminaires
- Low profile minimalistic track constructed of extruded aluminum in 4', 6' and 8' sections
- Recessed, surface, rigid or cable suspension mounting
- SMARTrack works with DALI, 0-10V or BLE (bluetooth) enabled track luminaires
- Field cuttable and drillable
- Mounting clips included with recessed track

LUMINAIRE COMPATIBILITY

The SMARTrack system is designed for use with SMARTrack compatible luminaires

CONSTRUCTION

- Low Profile extruded aluminium track

ELECTRICAL SYSTEM

- 48V, 25A max
- Heavy gauge copper power bus conductors
- Copper data bus conductors for 0-10V or DALI dimming systems
- Data information can be picked up anywhere along the track

FINISHES

- Available in either powder coat white or black

POWER SUPPLY

- UL Listed remote 48V power supply (See below options)

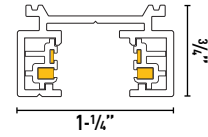
LISTING/WARRANTY

- UL Listed to US and Canadian Standards for Dry Locations.
- One (1) Year Limited Warranty

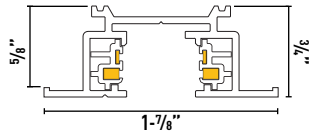


JOB NAME		CATALOG NUMBER	
NOTES		TYPE	

SMTS Track System



SMTR Recessed Track System



Note: Mounting clips included with (SMTR) recessed track

Remote Distance Guide For 48V Power Supply

Distance	Wire Gauge (Awg)
150ft	12AWG Feed
100ft	14AWG Feed
40ft	18AWG Feed

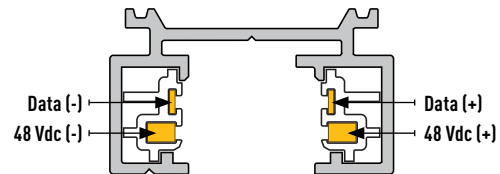
Example: SMTS048-2

Track Type	Length (Nominal)	Finish
SMTS (Surface Track)	048 (4')	-2 (Black)
SMTR (Recessed Track)	072 (6')	-3 (White)
	096 (8')	

48V Remote Power Supply:

- RA48-75W** (1x 75W, 70W max. per channel; [RA48-75W Spec Sheet](#))
- RA48-200W** (2x 100W, 95W max. per channel; [RA48-200W Spec Sheet](#))

SMARTrack Diagram



SMARTrack System

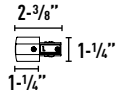
SMARTrack 48V Power Feeds

JOB NAME		CATALOG NUMBER	
NOTES		TYPE	



Live End Feed, Left

SMT210L-2 (Black)
SMT210L-3 (White)



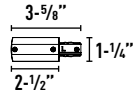
Live End Feed, Right

SMT210R-2 (Black)
SMT210R-3 (White)



Live End Conduit Feed, Left

SMT211L-2' (Black)
SMT211L-3' (White)



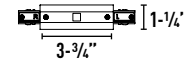
Live End Conduit Feed, Right

SMT211R-2' (Black)
SMT211R-3' (White)



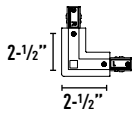
Straight Connector

SMT241-2' (Black)
SMT241-3' (White)



L-Connector, Left

SMT242L-2' (Black)
SMT242L-3' (White)



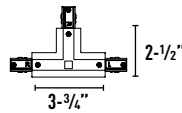
L-Connector, Right

SMT242R-2' (Black)
SMT242R-3' (White)



T-Connector, Left 1

SMT243L1-2' (Black)
SMT243L1-3' (White)



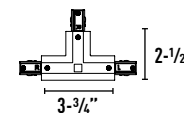
T-Connector, Left 2

SMT243L2-2' (Black)
SMT243L2-3' (White)



T-Connector, Right 1

SMT243R1-2' (Black)
SMT243R1-3' (White)



T-Connector, Right 2

SMT243R2-2' (Black)
SMT243R2-3' (White)

Note:

- 1/2" KO feedable and stem mount

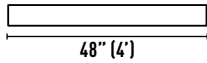
SMARTrack System

SMARTrack 48V Track Recessed Covers

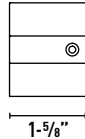


Recessed Track Cover for SMTR Recessed Track

Can be used with surface, pendant and recessed SMARTrack. Track cover are field cut-able

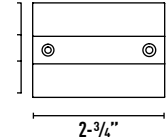


SMTC048-2 (Black)
SMTC048-3 (White)



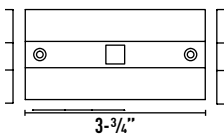
Recessed End Feed Cover

SMT210-2 (Black)
SMT210-3 (White)



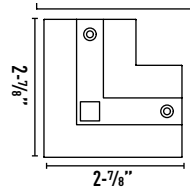
Recessed Conduit End Feed Cover

SMT211-2 (Black)
SMT211-3 (White)



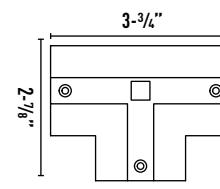
Recessed Straight Cover

SMT241-2 (Black)
SMT241-3 (White)



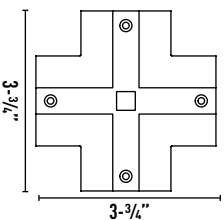
Recessed L Cover

SMT242-2 (Black)
SMT242-3 (White)



Recessed T Cover

SMT243-2 (Black)
SMT243-3 (White)



Recessed X Cover

SMT244-2 (Black)
SMT244-3 (White)

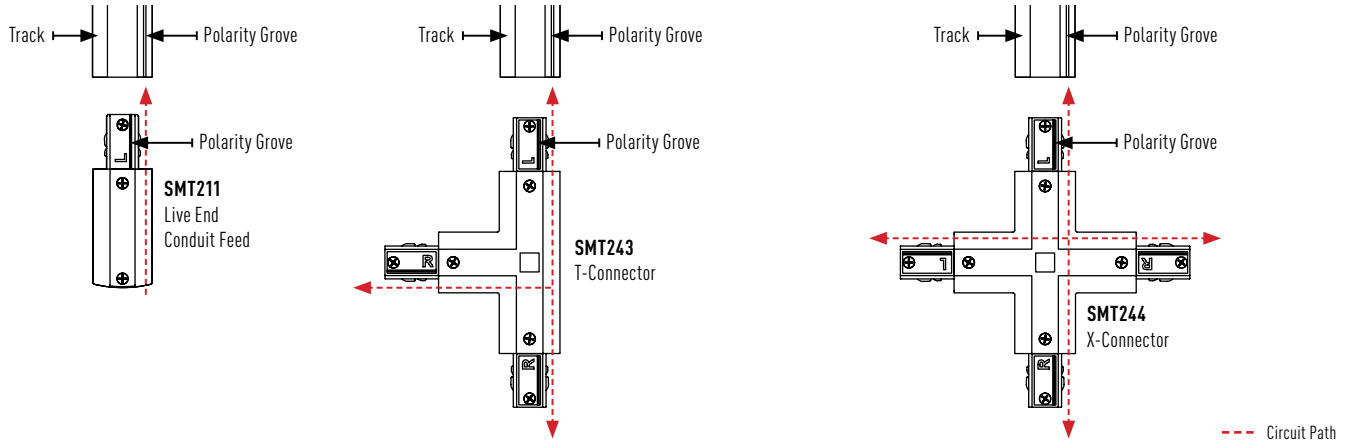
SMARTrack System




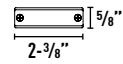

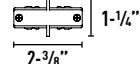

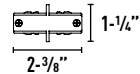

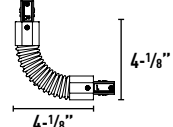

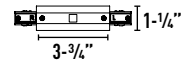

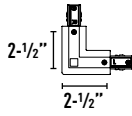

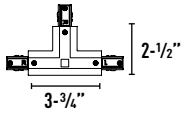

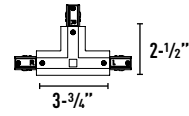

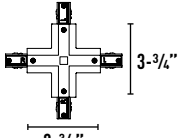

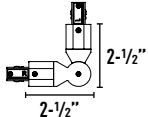
SMARTrack 48V Track Connections

JOB NAME		CATALOG NUMBER	
NOTES		TYPE	

POLARITY GROOVE

Neutral is indicated on the track by a groove placed along the surface of the track. The track connectors show neutral polarity line on the connectors. Polarity line on track must line up with polarity line on the connector. Note: For isolated connector simply pull conductors.



 <p>SMARTrack End Cap</p> <p>SMT220-2 (Black) SMT220-3 (White)</p> 	 <p>Mini Connector</p> <p>SMT230-2 (Black) SMT230-3 (White)</p> 	 <p>Mini Connector With Stopper</p> <p>SMT232-2 (Black) SMT232-3 (White)</p> 
 <p>ISO Mini Connector With Stopper</p> <p>SMT233-2 (Black) SMT233-3 (White)</p> 	 <p>Flex Connector</p> <p>SMT240-2³ (Black) SMT240-3³ (White)</p> 	 <p>Straight Connector</p> <p>SMT241-2¹ (Black) SMT241-3¹ (White)</p> 
 <p>L-Connector, Left</p> <p>SMT242L-2¹ (Black) SMT242L-3¹ (White)</p> <p>L-Connector, Right</p> <p>SMT242R-2¹ (Black) SMT242R-3¹ (White)</p> 	 <p>T-Connector, Left 1</p> <p>SMT243L1-2¹ (Black) SMT243L1-3¹ (White)</p> <p>T-Connector, Left 2</p> <p>SMT243L2-2¹ (Black) SMT243L2-3¹ (White)</p> 	 <p>T-Connector, Right 1</p> <p>SMT243R1-2¹ (Black) SMT243R1-3¹ (White)</p> <p>T-Connector, Right 2</p> <p>SMT243R2-2¹ (Black) SMT243R2-3¹ (White)</p> 
 <p>X-Connector</p> <p>SMT244-2^{2,3} (Black) SMT244-3^{2,3} (White)</p> 	 <p>Angle Adjustable Connector, 60° - 300°</p> <p>SMT245-2³ (Black) SMT245-3³ (White)</p> 	<p>Note:</p> <ol style="list-style-type: none"> 1/2" KO feedable and stem mount 1/2" KO for stem mount only (not feedable) No Power Feed

SMARTTrack System

SMARTTrack 48V Track Mounting

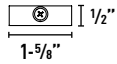
*Maximum 4ft Spacing Between Mounts

JOB NAME		CATALOG NUMBER	
NOTES		TYPE	



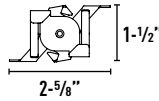
Clamp Mount, Ceiling Mount or 1/4-20 Rod (includes 2x 1/4-20 Nuts)

SMTM130-2 (Black)
SMTM130-3 (White)



Clamp Mount, 15/16" T-Bar clip

SMTM140-2 (Black)
SMTM140-3 (White)



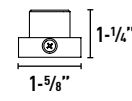
Clamp Mount, 9/16" T-Bar clip

SMTM141-2 (Black)
SMTM141-3 (White)



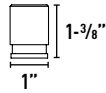
Clamp Mount, Threaded Coupler 3/8-18 Stem

SMTM142-2 (Black)
SMTM142-3 (White)



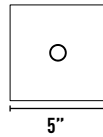
Threaded Coupler 3/8-18 Support Accessory (For L, T, X, Straight & Conduit End Feed)

SMTM150-2 (Black)
SMTM150-3 (White)



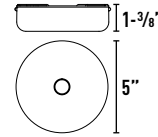
Ceiling Mount J-Box Cover

NGES15-B (Black)
NGES15-P (White)



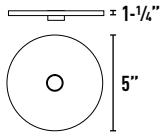
Field Adjustable 48" Stem With Swivel Canopy, 3/8-18"; Slope Ceiling / CA Seismic

SMTM400-48-2 (Black)
SMTM400-48-3 (White)



Low Profile 48" Fixed Stem & Canopy, 3/8-18"; Factory Adjustable.

SMTM401-48-2' (Black)
SMTM401-48-3' (White)



Note:

1. Shallow canopy with rigid stem connection shall be used in jurisdictions that DO NOT require light fixtures to freely swing in lateral directions, complying with local and national building codes.

SMARTTrack System

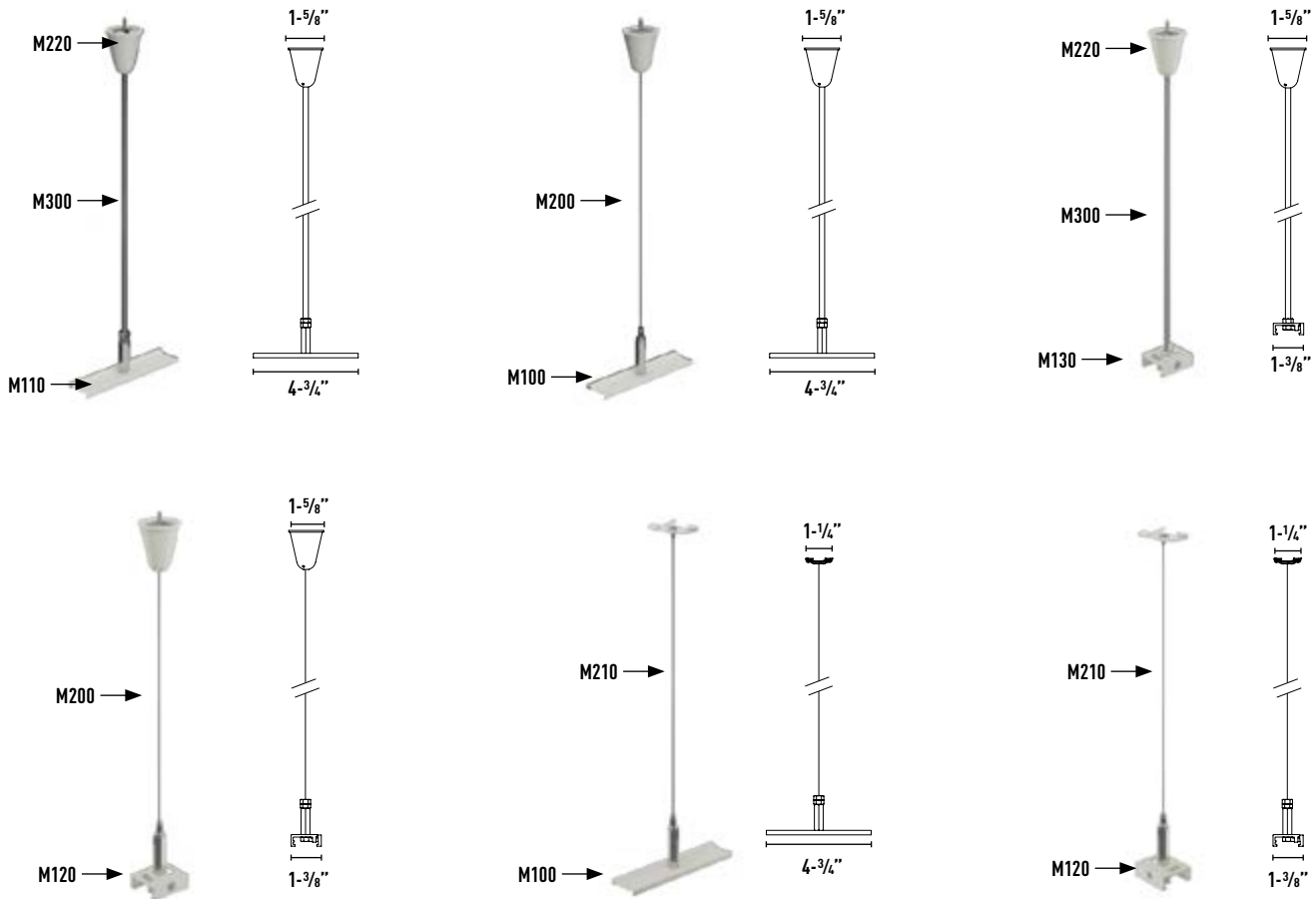
SMARTTrack 48V Track Mounting

JOB NAME		CATALOG NUMBER	
NOTES		TYPE	

Track Mounting Options (Examples: SMTM100-2)

*Maximum 4ft Spacing Between Mounts

Base	Mounting Options	Finish
SMT SMARTTrack	M100 Low Profile Slide-on mount, with Cable Gripper	-2 (Black)
	M110 Low Profile Slide-on mount, with 1/4-20 Coupler	-3 (White)
	M120 Clamp mount, with Cable Gripper	Note: 1. No finish option for rigid rod
	M130 Clamp mount, Ceiling Mount or 1/4-20 Rod (includes 2x 1/4-20 Nuts)	
	M140 Clamp mount, 1 5/16" T-Bar clip	
	M141 Clamp mount, 9/16" T-Bar clip	
	M200 Ceiling Cup Aircraft Cable Kit (Includes 10' Aircraft Cable) (includes 10ft aircraft cable)	
	M210 T-Bar aircraft cable kit (includes 10ft aircraft cable, with 1 5/16" and 9/16" clips)	
	M220 Ceiling Cup (for 1/4-20 Rod)	
	M300' 4ft 1/4-20 threaded Rod (includes coupler)	



SMARTTrack System

SMARTTrack 48V Track Mounting

JOB NAME		CATALOG NUMBER	
NOTES		TYPE	

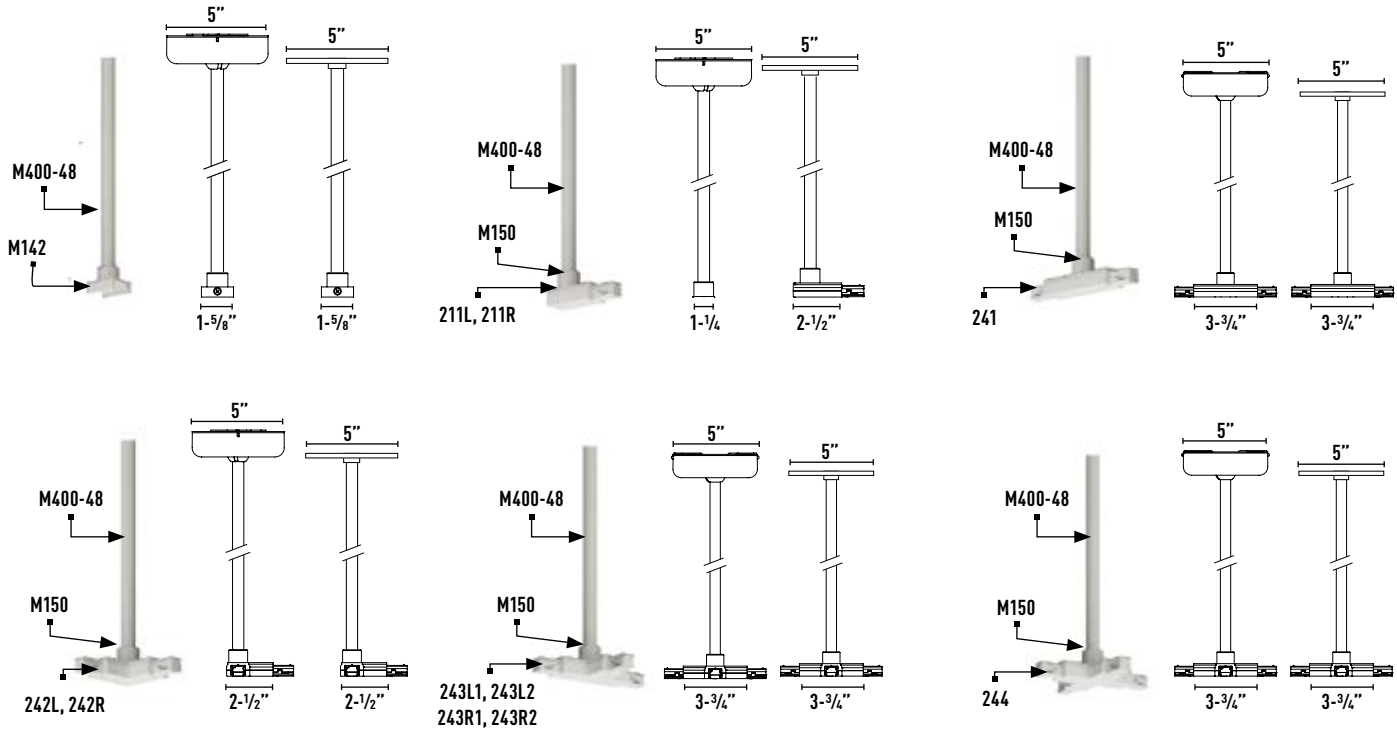
Track Mounting Options (Examples: SMTM100-2)

*Maximum 4ft Spacing Between Mounts

Base	Mounting Options	Finish
SMT SMARTTrack	M140 T-Bar EZclick Caddy To Track 15/16 T-Bar	-2 (Black)
	M141 T-Bar EZclick Caddy To Track 9/16 T-Bar	-3 (White)
	M142 Clamp Mount, Threaded Coupler 3/8-18 Stem	
	M150 Threaded Coupler 3/8-18 Support Accessory (For L, T, X, Straight And Conduit End Feed)	
	M400-48 Field Adjustable 48" Stem With Swivel Canopy, 3/8-18"; Slope Ceiling / CA Seismic.	
	M401-48² Low Profile 48" Fixed Stem And Canopy, 3/8-18"; Factory Adjustable.	
	C300 Ceiling Mount J-Box Cover	

Note:

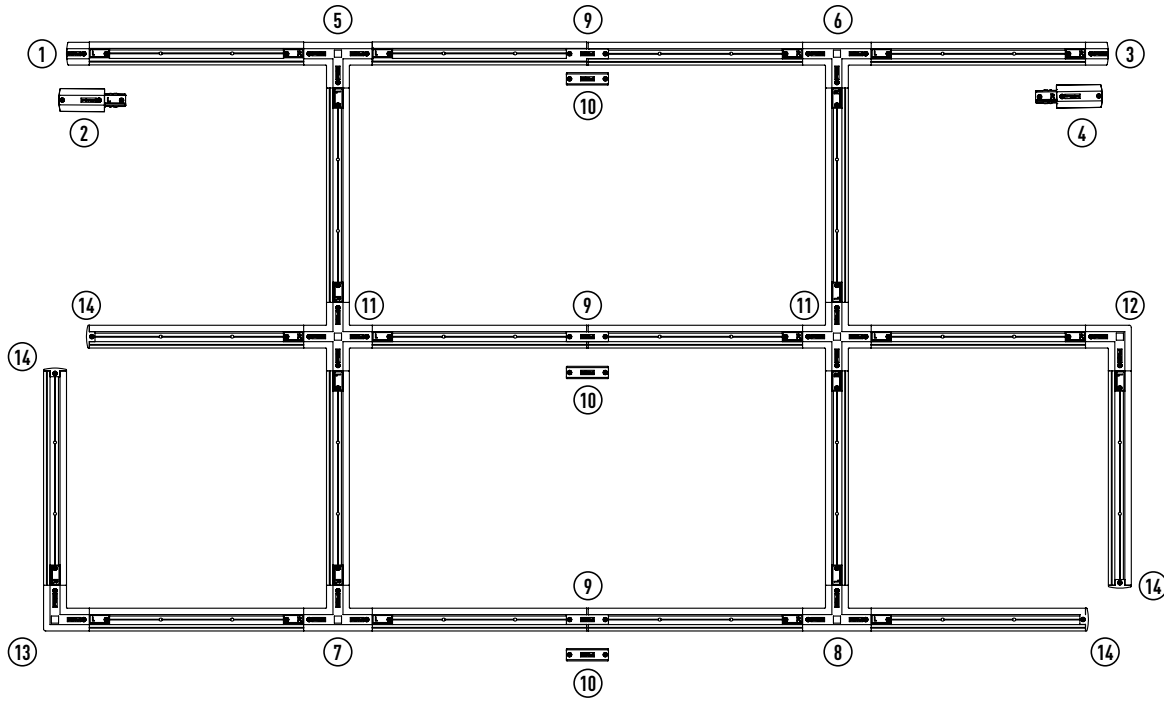
1. No finish option for 1/4"-20 rigid rod
2. Shallow canopy with rigid stem connection shall be used in jurisdictions that DO NOT require light fixtures to freely swing in lateral directions, complying with local and national building codes.



SMARTTrack System

Design Guide: Surface & Recessed Track

JOB NAME		CATALOG NUMBER	
NOTES		TYPE	

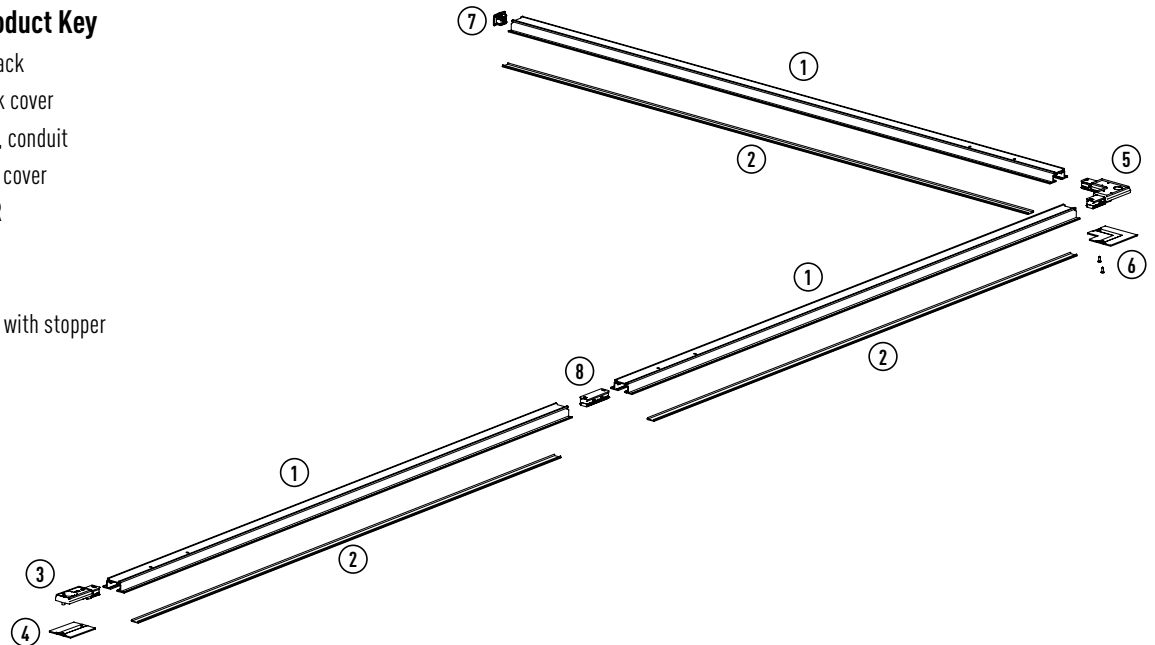


Surface Mount - Product Key

1. 1 x SMT210L, live end feed
2. OPTIONAL: 1 x SMT211L, conduit feed
3. 1 x SMT-210R, live end feed
4. OPTIONAL: 1 x SMT211R, conduit feed
5. 1 x SMT243R2, T connector, R2
6. 1 x SMT243L2, T connector, L2
7. 1 x SMT243L1, T connector, L1
8. 1 x SMT243R1, T connector, R1
9. 3 x SMT232/233, mini connector with stopper
10. OPTIONAL: 3 x SMT-230, mini connector
11. 2 x SMT244, X connector
12. 1 x SMT242R, L connector, R
13. 1 x SMT242L, L connector, L
14. 4 x SMT220, end cap

Recessed Mount Track - Product Key

1. 3 x SMTR048, recessed SMARTTrack
2. 7 x SMTC048, cut to length track cover
3. 1 x SMT211 L/R, power end feed, conduit
4. 1 x SMTC211, recessed end feed cover
5. 1 x SMT242L/R, L connector, L/R
6. 1 x SMTC242, recessed L cover
7. 1 x SMT220, end cap
8. 1 x SMT232/233, mini connector with stopper



TRACK SYSTEM L/M-0109-24 P-7

INTENSE LIGHTING | 3340 E La Palma Ave, Anaheim, CA 92806 | tel 714 630-9877 | fax 714 630-9883

For Intense Lighting's limited product warranty, go to www.intenselight.com. For a printed copy of the warranty, you may call 800 961-5321.

© 2024 Intense Lighting, LLC. All rights reserved. Note: This document is subject to change without notice.

intense LIGHTING a LEVITON company